



DOTS & BOXES


3 DIFFICULTY LEVELS




DOTS & BOXES

Dots and Boxes is an old standard that teaches turn taking, handwriting, planning ahead, and strategy.

You can print as many copies as you want to make them available for kids to use during down time.



Dots and Boxes

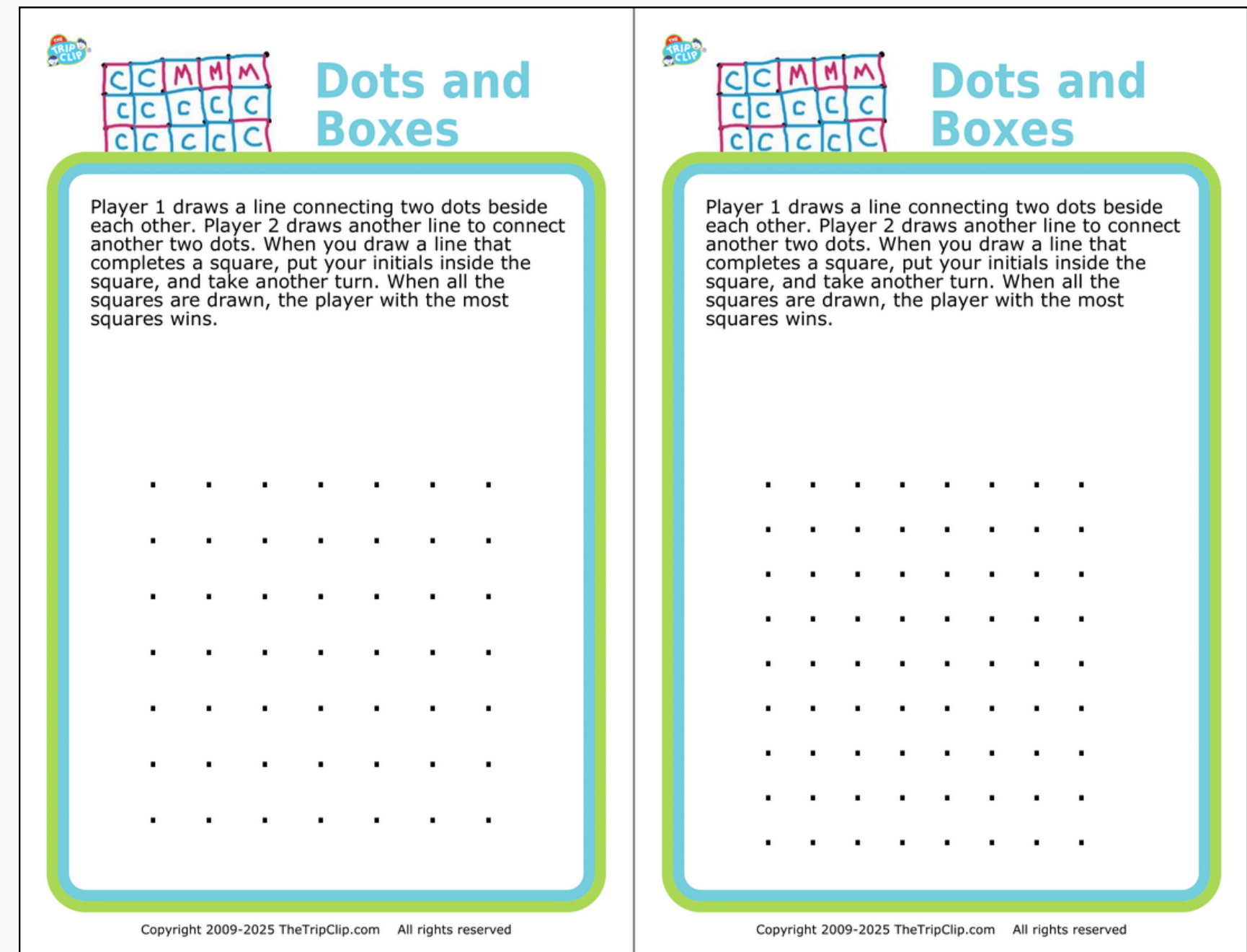


WHAT'S INCLUDED

3 dots and boxes games, each on a half sheet of paper and at a different difficulty level:

- 7x7
- 8x9
- 11x12

The instructions for playing are printed on each sheet so the game is fully self-contained.



The image shows two identical game sheets for 'Dots and Boxes'. Each sheet features a 3x3 grid of boxes at the top left, with the letters 'C', 'M', and 'M' placed in the top row. The title 'Dots and Boxes' is printed in blue. Below the title, the instructions are written in black text. At the bottom of each sheet is a 7x7 grid of dots for playing the game. A small logo 'TRIP CLIP' is in the top left corner of each sheet.

Dots and Boxes

Player 1 draws a line connecting two dots beside each other. Player 2 draws another line to connect another two dots. When you draw a line that completes a square, put your initials inside the square, and take another turn. When all the squares are drawn, the player with the most squares wins.

Copyright 2009-2025 TheTripClip.com All rights reserved