



AFTER SCHOOL CHECKLIST



TO DO / DONE BOARD & PICTURE CLIPS



INTERACTIVE VISUAL SCHEDULE

You can print this PDF, laminate it, and turn it into a magnetic or Velcro chart for kids (additional supplies needed).

Visual schedules make it very clear what's done and what still needs to be done. They're a great way to help kids take responsibility for themselves but still allow some adult oversight.














WHAT'S INCLUDED































After School Checklist To Do / Done Board: 3 versions:

- no placement markers
- 2-column placement markers (use with small or large pictures)
- 3-column placement markers (use with small pictures)

Each board is 7.5" x 10"

After School	
To Do	Done
	

After School	
To Do	Done
	
	
	
	
	

After School					
To Do			Done		
					
					
					
					
					

WHAT'S INCLUDED

20 picture squares in two sizes: 1"x1.2" and 1.5"x1.8". The 20 pictures are:

- Take off shoes
- Hang up coat
- Go to the bathroom
- Wash hands
- Change clothes
- Empty backpack
- Empty lunchbox
- Eat a snack
- Do homework
- Read for ___ minutes
- Do chores
- Play time
- Watch TV
- Eat dinner
- Brush teeth
- Shower
- Clothes in hamper
- Clean your room
- Make your bed
- Pack homework



WHAT'S INCLUDED


Black and white versions of all the materials to save on printer ink.




Take off shoes





Hang up coat







Take off shoes



Hang up coat

After School	
To Do	Done
<div></div>	

After School	
To Do	Done
<div></div>	

After School	
To Do	Done
<div></div>	

WHAT'S INCLUDED

Instructions for making:

- Magnetic Charts - additional supplies needed: Adhesive magnet paper
- Velcro Charts - additional supplies needed: Laminator or self-laminating sheets and Velcro circles or strips

