



# CHORE CHART

TO DO / DONE BOARD & PICTURE CLIPS





# INTERACTIVE VISUAL SCHEDULE

You can print this PDF, laminate it, and turn it into a magnetic or Velcro chart for kids (additional supplies needed).

Visual schedules make it very clear what's done and what still needs to be done. They're a great way to help kids take responsibility for themselves but still allow some adult oversight.







# WHAT'S INCLUDED


Chore Chart To Do / Done Board: 3 versions:

- no placement markers
- 2-column placement markers (use with small or large pictures)
- 3-column placement markers (use with small pictures)

Each board is 7.5" x 10"

Chores	
To Do	Done
	

Chores	
To Do	Done
	

Chores					
To Do			Done		
					

# WHAT'S INCLUDED

20 picture squares in two sizes: 1"x1.2" and 1.5"x1.8". The 20 pictures are:



- Clean your room
- Help with laundry
- Put away laundry
- Make your bed
- Feed the dog
- Set the table
- Clear the table
- Empty dishwasher
- Take out trash
- Feed the cat
- Clean the bathroom
- Dishes in sink
- Dad's choice
- Mom's choice
- Sweep the floor
- Vacuum
- Pick up toys
- Dust furniture
- Help cook dinner
- Clothes in hamper








# WHAT'S INCLUDED

Black and white versions of all the materials to save on printer ink.



Chores	
To Do	Done
	

Chores	
To Do	Done
	

Chores	
To Do	Done
	



# WHAT'S INCLUDED

Instructions for making:

- Magnetic Charts - additional supplies needed: Adhesive magnet paper
- Velcro Charts - additional supplies needed: Laminator or self-laminating sheets and Velcro circles or strips

