

SCHOOL SCHEDULE

TO DO / DONE BOARD & PICTURE CLIPS



INTERACTIVE VISUAL SCHEDULE

You can print this PDF, laminate it, and turn it into a magnetic or Velcro chart for kids (additional supplies needed).

Visual schedules help kids know what's coming during their day. This is especially helpful for kids with ADHD, anxiety, and autism. The Velcro makes it easy to change it for each day of the week.





WHAT'S INCLUDED


School Day To Do / Done Board: 3 versions:

- no placement markers
- 2-column placement markers (use with small or large pictures)
- 3-column placement markers (use with small pictures)

Each board is 7.5" x 10"

School Day	
To Do	Done
	



School Day	
To Do	Done
	

School Day	
To Do	Done
	

WHAT'S INCLUDED

20 picture squares in two sizes: 1"x1.2" and 1.5"x1.8". The 20 pictures are:

- Math
- Science
- Reading
- Social Studies
- Writing
- Handwriting
- Spelling
- PE
- Art
- Music
- Bible study
- Library
- Recess
- Lunch
- Snack time
- Bathroom break
- Breakfast
- Hang up coat
- Pack up
- Get on the bus



WHAT'S INCLUDED

Black and white versions of all the materials to save on printer ink.


÷

−

+

×

Math



Science


÷

−



+



×



Math



Science

School Day	
To Do	Done
	
	

School Day	
To Do	Done
	
	

School Day	
To Do	Done
	
	

WHAT'S INCLUDED

Instructions for making:

- Magnetic Charts - additional supplies needed: Adhesive magnet paper
- Velcro Charts - additional supplies needed: Laminator or self-laminating sheets and Velcro circles or strips

