

EARN SCREEN TIME


TO DO / DONE BOARD & PICTURE CLIPS



INTERACTIVE VISUAL SCHEDULE

You can print this PDF, laminate it, and turn it into a magnetic or Velcro chart for kids (additional supplies needed).

This can work as an after school checklist or a summer day checklist. It's a great way to help kids balance their screen time with other responsibilities.





WHAT'S INCLUDED


Earn Screen Time To Do / Done Board: 3 versions:

- no placement markers
- 2-column placement markers (use with small or large pictures)
- 3-column placement markers (use with small pictures)

Each board is 7.5" x 10"

Earn Screen Time	
To Do	Done
	



Earn Screen Time	
To Do	Done
	

Earn Screen Time	
To Do	Done
	

WHAT'S INCLUDED



20 picture squares in two sizes: 1"x1.2" and 1.5"x1.8". The 20 pictures are:



- Unpack lunch box
- Empty backpack
- Make/build something
- Shower
- Eat breakfast
- Eat healthy snack
- Be creative for __ min
- Do hair
- Brush teeth
- Get dressed
- Finish homework
- Be active for __ min
- Do chores
- Read for __ min
- Write/color for __ min
- Clean up 1 room
- Play outside for __ min
- Help family member
- Mom's choice
- Dad's choice





WHAT'S INCLUDED


Black and white versions of all the materials to save on printer ink.

	
Unpack lunch box	Empty backpack

	
Unpack lunch box	Empty backpack

Earn Screen Time	
To Do	Done
	

Earn Screen Time	
To Do	Done
	

Earn Screen Time	
To Do	Done
	

WHAT'S INCLUDED

Instructions for making:

- Magnetic Charts - additional supplies needed: Adhesive magnet paper
- Velcro Charts - additional supplies needed: Laminator or self-laminating sheets and Velcro circles or strips

