







Teach a Kid to Clean Any Room

In Just 8 Steps











How To Clean a Bedroom

-  Step 1: Dirty laundry in hamper
-  Step 2: Clean clothes in dresser
-  Step 3: Dishes in dishwasher
-  Step 4: Clear the floor
-  Step 5: Clean off desk & nightstand
-  Step 6: Make bed
-  Step 7: Take out trash
-  Step 8: Vacuum



How To Clean a Bathroom

-  Step 1: Clear off counter
-  Step 2: Wipe outside of toilet
-  Step 3: Scrub inside of toilet
-  Step 4: Clean shower/tub
-  Step 5: Clean mirrors
-  Step 6: Sweep/wash floor
-  Step 7: Clean sink
-  Step 8: Put out fresh towels



How To Clean a Kitchen

-  Step 1: Unload/load dishwasher
-  Step 2: Empty dish rack
-  Step 3: Clear off and wipe counters
-  Step 4: Wipe table
-  Step 5: Wipe stove
-  Step 6: Clean sink
-  Step 7: Sweep
-  Step 8: Take out trash



How To Clean a Playroom

-  Step 1: Dirty clothes in hamper
-  Step 2: Dishes in dishwasher
-  Step 3: Books on shelves
-  Step 4: Pick up LEGO
-  Step 5: Pick up toy cars
-  Step 6: Put away stuffed animals
-  Step 7: Pick up people/action figures
-  Step 8: Vacuum



How To Clean a Living Room

-  Step 1: Dishes in dishwasher
-  Step 2: Clear the floor
-  Step 3: Clear & wipe tables
-  Step 4: Dust furniture
-  Step 5: Sweep
-  Step 6: Vacuum
-  Step 7: Vacuum couch
-  Step 8: Arrange pillows

**Need to make some changes?
Use the cleaning checklist activity at thetripclip.com**

These checklists are designed to fit perfectly on a kid-sized clipboard
Get yours now: www.thetripclip.com

