










Walking to School Safety Tips

- ☐  Look both ways before crossing the street
- ☐  Avoid crossing where bushes or parked cars make it hard for drivers to see you
- ☐  Always use crosswalks
- ☐  Don't start crossing until approaching cars come to a complete stop
- ☐  Wear bright clothes or carry a bright colored backpack so cars can see you
- ☐  Never use cell phones or headphones while walking - they reduce your ability to hear signs of danger
- ☐  Always follow directions from crossing guards
- ☐  Walk with other kids and adults if possible



Biking to School Safety Tips

- ☐  Make sure your child's bike is the right size for them with tires inflated correctly and working brakes
- ☐  Your child's bike should have reflectors and a bike light because they may be biking in the dark at certain times of year
- ☐  Ensure their helmet fits properly
- ☐  Teach your kids hand signals for stopping and turning
- ☐  Plan a route, carefully considering the safety of riding on the sidewalk vs riding on the street
- ☐  Ride the route with your kids to make sure they can navigate it safely
- ☐  Drive the route with your kids so they can see it from a driver's perspective










Busing to School Safety Tips

- ☐  Walk with your kids to the bus stop until they know how to be safe near the roads
- ☐  Wait at the bus stop instead of lingering elsewhere
- ☐  Wait at least 10 feet away from the bus
- ☐  Wait for the bus to come to a complete stop before approaching it
- ☐  Don't chase the bus if you miss it
- ☐  Listen to the bus driver and stay seated
- ☐  Make eye contact with the bus driver before crossing in front of the bus



Driving to School Safety Tips

- ☐  Use only designated drop off zones
- ☐  Avoid double parking, requiring your kids to walk between two cars
- ☐  Kids should always exit the car on the side away from traffic, usually the right side
- ☐  Drivers should keep their eyes peeled in and near school zones, driving safely and slowly.
- ☐  Know what age kids need a car seat, a booster seat, and can safely move to a front seat
- ☐  Drivers should be careful around buses and intersections near schools
- ☐  Follow the directions of school crossing guards